Gas Strategies
Information Services

28 March 2024

Copyright © 2024 Gas Strategies Group Ltd. All rights reserved. No part of this publication may be reproduced, distributed, or transmitted in any form or by any means, including photocopying, recording, or other electronic or mechanical methods, without the prior written permission of the publisher. If you would like to distribute this content please contact the Editorial team at Gas Strategies.

Contents

Pricewatch | 16 Sep 2020 | Gas Matters Today
Publication date: 16 September 2020

Gas Strategies Group

10 Saint Bride Street
London UK
EC4A 4AD

ISSN: 0964-8496

T: +44(0) 20 7332 9900
W: www.gasstrategies.com
Twitter @GasStrategies

Editorials

+44(0) 20 7332 9957
editor@gasstrategies.com

Subscriptions

+44(0) 20 7332 9976
subscriptions@gasstrategies.com

Pricewatch | 16 Sep 2020 | Gas Matters Today

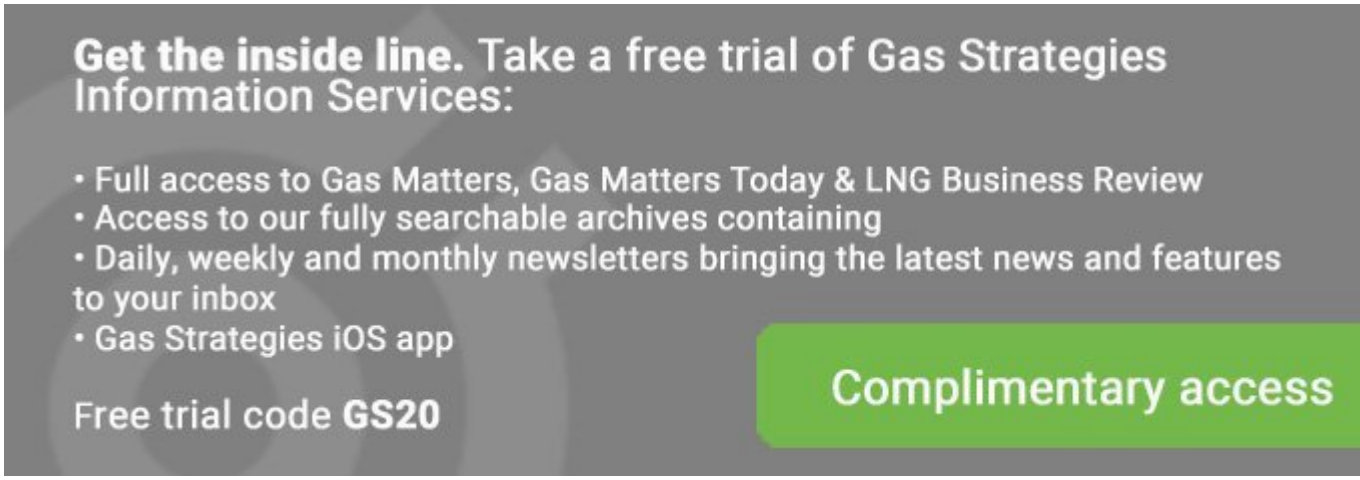

[1]

Crude oil prices snapped back into life on Tuesday, as Gulf of Mexico oil and gas operators shut in production and evacuated personnel ahead of the arrival of Hurricane Sally. Month-ahead Brent jumped 2.3% to USD 40.53/barrel and WTI gained 2.7% to close at USD 38.28/barrel on the prospect of GoM output being reduced for the third weather-related event in as many weeks.

The European carbon price relinquished some of Monday's strong gains, as month-ahead ETS allowance (EUA) futures fell 2.2% to EUR 29.76/tonne.

Natural gas prices remained buoyant, with US benchmark Henry Hub gaining 2.3% to close at USD 2.36/MMBtu. European gas hubs NBP and TTF again both gained around 2% to close at the equivalent of USD 3.73/MMBtu and USD 3.78/MMBtu, respectively. CME's JKM futures contract was again virtually unchanged at USD 4.31/MMBtu.

Front-month futures and indexes at last close with day-on-day changes (click to enlarge):

Copyright © 2024 Gas Strategies Group Ltd. All rights reserved. No part of this publication may be reproduced, distributed, or transmitted in any form or by any means, including photocopying, recording, or other electronic or mechanical methods, without the prior written permission of the publisher. If you would like to distribute this content please contact the Editorial team at Gas Strategies.

Gas Strategies

Front-month futures/index	15/09/2020	14/09/2020	Daily +/- ($)	Daily
Henry Hub ($/MMBtu)	2.36	2.31	0.05	
NBP ($/MMBtu)	3.73	3.65	0.07	
NBP (£p/th)	28.97	28.38	0.59	
***Henry Hub-NBP** spread*	*1.36*	*1.34*	*0.02*	
TTF ($/MMBtu)	3.78	3.73	0.06	
TTF (€/MWh)	10.90	10.71	0.19	
***Henry Hub-TTF** spread*	*1.42*	*1.42*	*0.01*	
JKM ($/MMBtu)	4.31	4.31	0.00	
***TTF-JKM** spread*	*0.52*	*0.58*	*-0.06*	
***Henry Hub-JKM** spread*	*1.95*	*2.00*	*-0.05*	
Brent ($/barrel)	40.53	39.61	0.92	
WTI ($/barrel)	38.28	37.26	1.02	
***Brent-WTI spread** ($/barrel)*	*2.25*	*2.35*	*-0.10*	
API2 Coal ($/tonne)	51.90	51.85	0.05	
API2 Coal ($/MMBtu)	2.08	2.07	0.00	
EU CO_2 emissions allowances (€/tonne)	29.76	30.44	-0.68	

US, UK and European gas hubs, Asian LNG, API2 coal front-month futures (left axis) and Brent crude (right axis), sinc

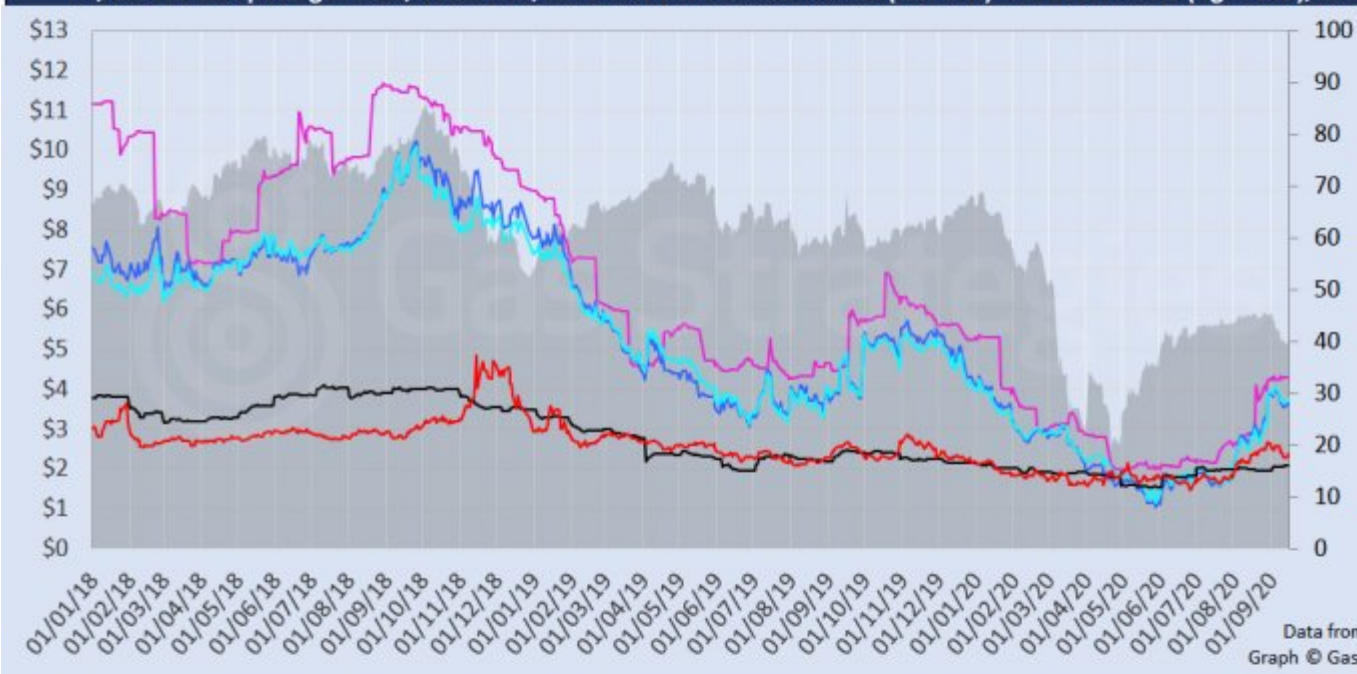

US, UK and EU gas hubs, Asian LNG, API2 coal front-month futures (left axis) and Brent crude (right axis), since 1 Jun

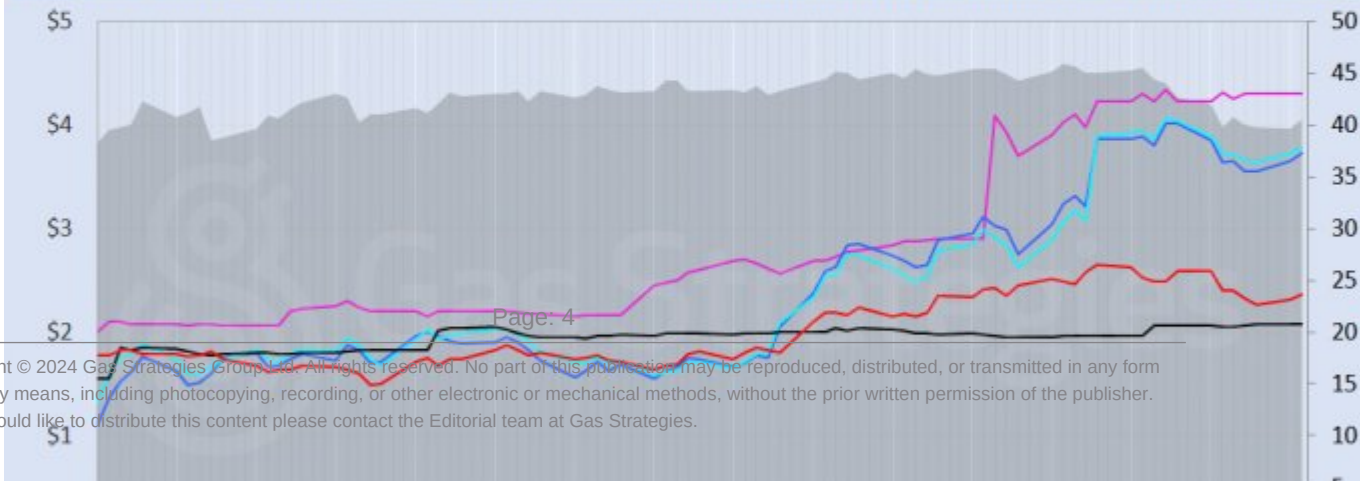

Copyright © 2024 Gas Strategies Group Ltd. All rights reserved. No part of this publication may be reproduced, distributed, or transmitted in any form or by any means, including photocopying, recording, or other electronic or mechanical methods, without the prior written permission of the publisher. If you would like to distribute this content please contact the Editorial team at Gas Strategies.

[2]

Time references based on London GMT. Brent, WTI, NBP, TTF and EU CO2 data from ICE. Henry Hub, JKM and API2 data from CME. Prices in USD/MMBtu based on exchange rates at last market close. All monetary values rounded to nearest whole cent/penny. Text and graphic copyright © Gas Strategies, all rights reserved.

Copyright © 2024 Gas Strategies Group Ltd. All rights reserved. No part of this publication may be reproduced, distributed, or transmitted in any form or by any means, including photocopying, recording, or other electronic or mechanical methods, without the prior written permission of the publisher. If you would like to distribute this content please contact the Editorial team at Gas Strategies.

Gas Strategies

Consulting

+44 (0) 20 7332 9900
consult@gasstrategies.com

Alphatania Training

+44 (0) 20 7332 9910
training@gasstrategies.com

Information Services

+44 (0) 20 7332 9976
subscriptions@gasstrategies.com

Copyright © 2024 Gas StrategiesGroup Ltd.
Gas Strategies Group Limited is a company registered in England and Wales under company number 2225820.
Gas Strategies is the trading name of Gas Strategies Group Limited.
Registered company address: 10 St Bride Street, London, EC4A 4AD